



### District Report Card: 2017


<b>State:</b> Jharkhand	<b>District:</b> Garhwa
<b>Class:</b> 8	<b>Subject:</b> Science
<b>Schools:</b> 51	<b>Students:</b> 1223


### Participation/Coverage


#### Students

<div>GENDER</div> <div></div>	Boys		Girls	
	Number	%	Number	%
	637	52.09	586	47.91

<div>AREA</div> <div></div>	Rural		Urban	
	Number	%	Number	%
	1155	94.44	68	5.56

<div>CATEGORY</div> <div></div>	SC		ST		OBC		GEN	
	Number	%	Number	%	Number	%	Number	%
	255	20.85	172	14.06	698	57.07	98	8.01

<div>CWSN</div> <div></div>	LD	VI	HI	S&LD	ID	Oth
	1	1	0	3	0	0

<div>Management</div> <div></div>	Government		Government-aided	
	Number	%	Number	%
	1223	100.00	0	0.00

### Average Performance of Students in Science (%)

Overall	Gender		Area		Management		Social Group			
	Male	Female	Rural	Urban	Govt.	Aided	SC	ST	OBC	GEN
48.99	47.12	51.02	49.08	47.45	48.99	0.00	47.40	44.77	49.89	54.15

## Performance on Learning Outcomes (LOs)

Learning Outcomes	Description	Average Performance(%)
SCI703	Classifies materials and organisms based on properties/characteristics	37.65
SCI704	Conducts simple investigation to seek answers to queries	28.97
SCI705	Relates processes and phenomenon with causes	39.88
SCI708	Measures and calculates e.g., temperature; pulse rate; speed of moving objects; time period of a simple pendulum, etc.	76.04
SCI710	Plots and interprets graphs	38.81
SCI711	Constructs models using materials from surroundings and explains their working	41.65
SCI801	Differentiates materials, organism and processes	63.46
SCI804	Relates processes and phenomenon with causes	39.33
SCI805	Explains processes and phenomenon	27.49
SCI807	Measures angles of incidence and reflection, etc.	66.72
SCI811	Applies learning of scientific concepts in day-to-day life	41.25
SCI813	Makes efforts to protect environment	72.20

Range of Performance of Students who Answered Correctly							
Below 30%		30% - 50%		50% - 75%		Above 75%	
Number	%	Number	%	Number	%	Number	%
246	20.11	471	38.51	298	24.37	208	17.01

## Lowest Performing Learning Outcomes (LOs)

- 1 - Explains processes and phenomenon (27.49)
- 2 - Conducts simple investigation to seek answers to queries (28.97)
- 3 - Classifies materials and organisms based on properties/characteristics (37.65)
- 4 - Plots and interprets graphs (38.81)
- 5 - Relates processes and phenomenon with causes (39.33)